

# 2019-2021 ENHANCE PROPOSALS

SUBMITTED - 11/20/2015

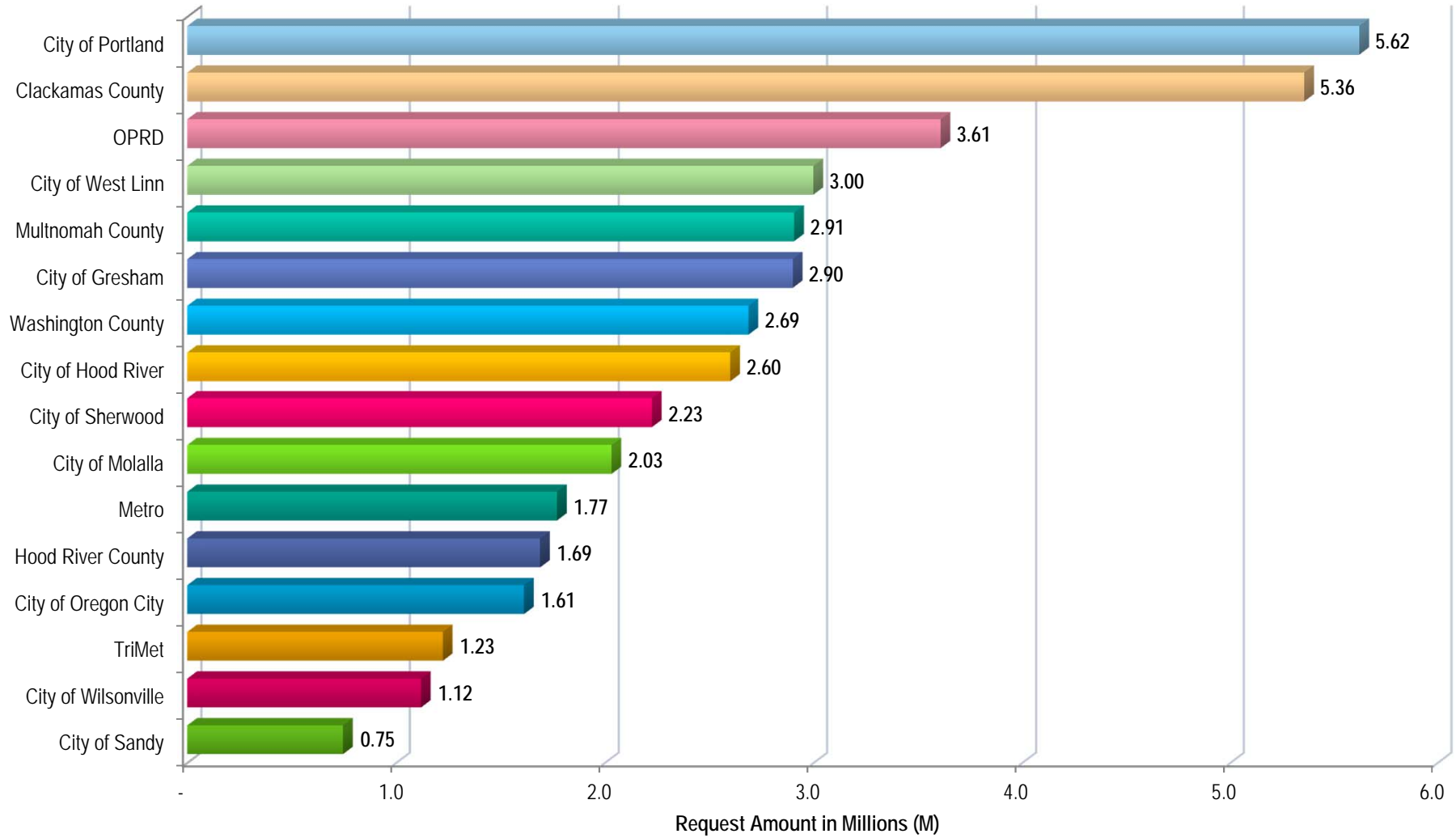
PROPOSER	PROJECT NAME/LOCATION	REQUEST AMOUNT	MATCH AMOUNT	TOTAL COST	MATCH %
City of Gresham	NE Cleveland Avenue: Burnside to Stark	2,900,774	332,006	3,232,780	10.27%
City of Hood River	May St Elevated Sidewalk Replacement with ADA	1,390,815	159,185	1,550,000	10.27%
City of Hood River	Rand Road Sidewalk and Bike Lanes	1,211,355	138,645	1,350,000	10.27%
City of Molalla	OR 211 - Bicycle and Pedestrian Safety Enhancement	1,213,023	138,836	1,351,859	10.27%
City of Molalla	OR 213 - Bicycle and Pedestrian Safety Enhancement	820,511	93,911	914,422	10.27%
City of Oregon City	Main Street: 10th Street-15th Street (Oregon City)	1,614,000	792,000	2,406,000	32.92%
City of Portland	Seventies Neighborhood Greenway	2,500,000	2,510,706	5,010,706	50.11%
City of Portland	Tillamook-Holladay-Oregon-Pacific Bikeway (T-HOP)	3,122,600	2,118,400	5,241,000	40.42%
City of Sandy	Transit Vehicle Replacement (City of Sandy)	746,000	150,000	896,000	16.74%
City of Sherwood	Highway 99W Sidewalk Improvements	2,226,632	360,000	2,586,632	14%
City of West Linn	Highway 43 Multimodal Transportation Project	3,000,000	1,300,000	4,300,000	30%
City of Wilsonville	I-5 Bike/Ped Bridge - Town Center Lp to Barber St	1,120,000	280,000	1,400,000	20.00%
Clackamas County	Sunnyside Overcrossing Modifications at I-205	3,000,000	7,000,000	10,000,000	70.00%
Clackamas County	Pedestrian Crossing Safety Project	2,357,673	269,847	2,627,520	10.27%
Hood River County	Country Club Rd: MP 1.21 - 3.0 Shoulder Bikeway	1,691,410	193,590	1,885,000	10.27%
Metro	North Slough Bridge	1,771,052	600,000	2,371,052	25.31%
Multnomah County	Stark Street Multimodal Connections	2,907,457	960,000	3,867,457	24.82%
OPRD	Cazadero State Trail Bridge and Trail Construction	1,636,578	331,100	1,967,678	16.83%
OPRD	HCRH State Trail: Hood River to Mitchell Point	1,974,050	225,950	2,200,000	10.27%
TriMet	Powell-Division ADA Ramps: Access for All	1,225,000	150,000	1,375,000	10.91%
Washington County	Highway 8 Safety & Access to Transit II	2,690,000	310,000	3,000,000	10.33%
	<b>SUBTOTALS</b>	<b>41,118,930</b>	<b>18,414,176</b>	<b>59,533,106</b>	<b>30.93%</b>

STATISTICS	
Number of Projects Submitted	21
Total Requested	41,118,930
Average Request	1,958,044
Minimum Request	746,000
Maximum Request	3,122,600

# 2019-2021 ENHANCE PROPOSALS

SUBMITTED - 11/20/2015

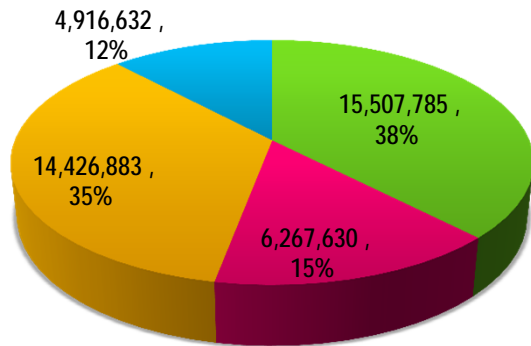
## REQUEST AMOUNT BY PROPOSER



# 2019-2021 ENHANCE PROPOSALS

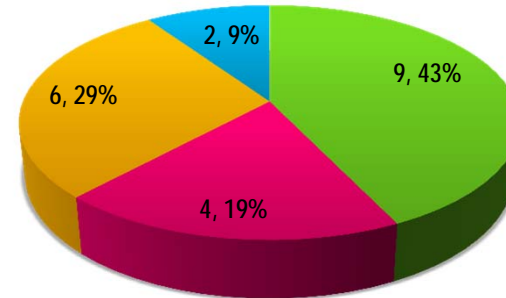
SUBMITTED - 11/20/2015

### REQUEST AMOUNTS BY COUNTY



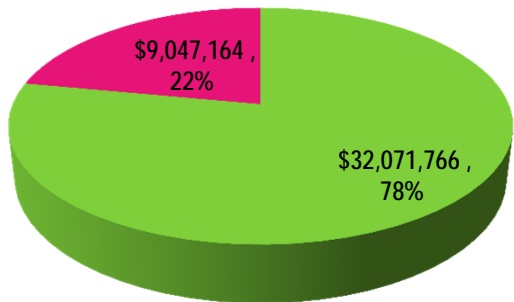
■ Clackamas County 
 ■ Hood River County  
■ Multnomah County 
 ■ Washington County

### REQUESTS BY COUNTY



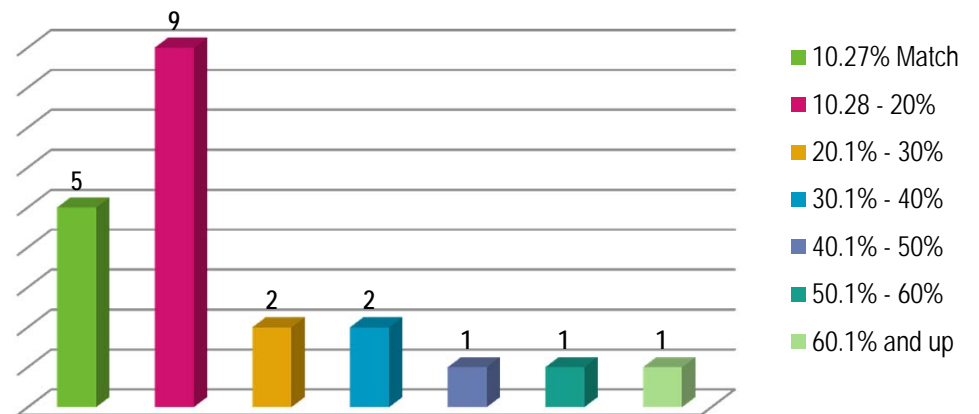
■ Clackamas County 
 ■ Hood River County  
■ Multnomah County 
 ■ Washington County

### REQUESTS IN & OUT OF THE MPO AREA



■ MPO 
 ■ Non-MPO

### LOCAL MATCH AMOUNTS



■ 10.27% Match  
■ 10.28 - 20%  
■ 20.1% - 30%  
■ 30.1% - 40%  
■ 40.1% - 50%  
■ 50.1% - 60%  
■ 60.1% and up